

2025 Catalog

# Series 4

Compact Utility Tractors

58 - 74 hp



For distribution and sales in North American territories

# Series 4 Compact Utility Tractors

The Series 4 compact utility tractors combine optimized dimensions and maximized lift capabilities. An efficient engine and a larger

fuel tank make these tractors ideal for private to commercial-scale challenges.



## T4058P

Engine power 58 hp    Lift capacity 2000 kg



## T4058PC

Engine power 58 hp    Lift capacity 2000 kg



## T654

Engine power 67 hp    Lift capacity 1937 kg



## T754

Engine power 74 hp    Lift capacity 2320 kg

# Balancing performance with maximized maneuverability

The Series 4 tractors have high lift capacities for the hitch and optional loader, making them ideal for carrying heavier loads and connecting to larger attachments. Enjoy the productive comfort of a premium operator cabin complete with joystick controls for loaders and remote valves for rear attachments.

Maneuverability and power come together to equip these tractors to take on a range of medium to heavy-duty applications, from managing farm animals efficiently to clearing large plots of land.

## Most popular applications



Livestock & Poultry




Land Clearing & Forestry



Material Handling



Landscaping




# All the right features to get the job done



### Eco-friendly TYM Tier 4 engine

Equipped with the Turbo charged company designed-and-made TYM engine, the tractor is designed to be eco-friendly and fuel efficient but makes no compromise on performance and reliability.



### MYTYM telematics system

Through MYTYM's remote diagnostics service, check the real-time monitoring, enhanced maintenance and improved operational efficiency.




### Power shuttle and D-clutch

Power shuttle enhances efficiency for tasks requiring frequent directional changes in tighter spaces without stepping on the clutch pedal and enhance the maneuverability.



### Electronic hydraulic control system

The system allows for easy control of operations for 3pt-hitch control, turn/back up and draft sensitivity adjustment and giving operators full control over their task at hand.



### 4-Ports front/rear external hydraulic valve

The 4-port rear hydraulic valves support various implements, simplifying tasks such as tilling, plowing, and cargo transport.

# T4058P

A compact utility tractor designed for routine tasks, big projects, and everything in between



1. New iconic hood



2. Digital instrument panel



3. Electronic 4WD engagement



4. Tilt steering wheel



5. Comfortable suspension seat



6. External hitch switch

## Key specifications:

Engine power  
58 hp | 43.3 kW

Engine manufacturer  
TYM T2300T1-UTR\_4

Lift capacity  
4409 lb | 2000 kg

PTO power  
48 hp | 35 kW



# T4058PC

A compact utility tractor designed for routine tasks, big projects, and everything in between



1. New iconic hood



2. Tilt steering wheel



3. Electronic 4WD engagement



4. Digital instrument panel



5. Comfortable suspension seat



6. External hitch switch

## Key specifications:

Engine power  
58 hp | 43.3 kW

Engine manufacturer  
TYM T2300T1-UTC\_4

Lift capacity  
4409 lb | 2000 kg

PTO power  
48 hp | 35 kW



# T654

A compact utility tractor that exceeds expectations for performance



1. Selectable 4WD



2. PTO shift lever



3. Joystick control for front-end loader

## Key specifications:

Engine power  
67 hp | 50 kW


Engine manufacturer  
Deutz TCD2.9L4

Lift capacity  
4270 lb | 1937 kg

PTO power  
61.9 hp | 46.1 kW



4. Differential lock




5. Draft control



6. Extendable lower link ends

# T754

A premium compact utility tractor that delivers power and efficiency



1. Hydrostatic power steering with tilt



2. External lever for rear attachments



3. Joystick control for optional loader

## Key specifications:

Engine power  
74 hp | 55.4 kW

Engine manufacturer  
Deutz TCD2.9L4

Lift capacity  
5115 lb | 2320 kg

PTO power  
64.1 hp | 47.8 kW



4. Cabin with heating and AC



5. Suspension seat for operator comfort



6. Digital instrument panel



# Specification Guide

MODEL	T4058P	T4058PC	T654	T754
<b>ENGINE</b>				
Engine manufacturer	TYM T2300T1-UTR_4	TYM T2300T1-UTC_4	Deutz TCD2.9L4	Deutz TCD2.9L4
Type	Turbo charger	Turbo charger	Turbo Charger	Turbo Charger
Engine power	58 hp   43.3 kW	58 hp   43.3 kW	67 hp   50 kW	74 hp   55.4 kW
PTO power	48 hp   35 kW	48 hp   35 kW	61.9 hp   46.1 kW	64.1 hp   47.8 kW
Rated engine speed	2600 rpm	2600 rpm	2200 rpm	2200 rpm
No. of cylinders	4	4	4	4
Displacement	139.5 cu. in.   2286 cc	139.5 cu. in.   2287 cc	177 cu. in.   2900 cc	177 cu. in.   2900 cc
Air cleaner	Dry element	Dry element	Dual dry	Dual dry
Alternator	12V, 70A	12V, 70A	12V, 95A	12V, 95A
Fuel system	IDI	IDI	CRDI	CRDI
<b>POWERTRAIN</b>				
Transmission type	Power shuttle	Power shuttle	Synchro-shuttle	Synchro-shuttle
No. of speeds	F12 x R12	F12 x R12	F24 x R24	F16 x R16 (Creep interlock)
Max. traveling speed	24.04 mph   38.7 km/h	24.04 mph   38.7 km/h	20.2 mph   32.5 km/h	24.1 mph   38.8 km/h
Brakes	Wet, Multi disc	Wet, Multi disc	Wet disc	Wet disc
Steering	Hydrostatic	Hydrostatic	Hydrostatic	Hydrostatic
Clutch	Wet Multi disc	Wet Multi disc	M: Dry Single Plate PS: Wet Multi Plate	M: Dry Single Plate PS: Wet Multi Plate
<b>HYDRAULIC SYSTEM</b>				
Pump type	Single gear pump	Single gear pump	Dual gear pump	Dual gear pump
Implement flow	11.4 gpm   43.2 L/min	11.4 gpm   43.2 L/min	10.3 gpm   39.1 L/min	10.3 gpm   39.1 L/min
Steering flow	5.13 gpm   19.44 L/min	5.13 gpm   19.44 L/min	5.8 gpm   22 L/min	5.8 gpm   22 L/min
Total flow	16.5 gpm   62.6 L/min	16.5 gpm   62.6 L/min	16.1 gpm   61.1 L/min	16.1 gpm   61.1 L/min
Category, 3-point hitch	II	II	II	II
Hitch lift capacity	4409 lb   2000 kg	4409 lb   2000 kg	4270 lb   1937 kg	5115 lb   2320 kg
Hitch lift capacity at 24 inches behind link ends	3748 lb   1700 kg	3748 lb   1700 kg	3153 lb   1430 kg	3418 lb   1550 kg
Lift control type	Position	Position	Position/Draft/Mech	Position/Draft/Elec
No. of standard remote valves	Loader: 4 / Rear: 4	Loader: 6 / Rear: 6	2	2
<b>PTO</b>				
PTO type	Independent	Independent	Independent	Independent
PTO control	Wet, Multi-disc	Wet, Multi-disc	Electric/Hydro	Electric/Hydro
PTO rear	540 rpm	540 rpm	540/750/1000 rpm	540/750 540/1000 (Opt) rpm
<b>CAPACITIES</b>				
Fuel tank	15.32 gal   58 L	15.3 gal   58 L	18.5 gal   70 L	23.8 gal   90 L
Coolant	6.2 qt   5.9 L	6.2 qt   5.9 L	10.6 qt   10 L	10.6 qt   10 L
Crankcase	4.7 qt   4.5 L	4.8 qt   4.5 L	8.5 qt   8 L	8.5 qt   8 L
Transmission/Hydraulics system	11.6 gal   44 L	11.62 gal   44 L	11 gal   41.6 L	18 gal   68.1 L
Front axle	6.8 qt   6.4 L	6.8 qt   6.4 L	17.3 qt   16.3 L	17.3 qt   16.3 L
<b>DIMENSIONS &amp; WEIGHTS</b>				
Overall length with 3-point hitch	141.5 in.   3595 mm	141.5 in.   3595 mm	155.6 in.   3952 mm	155.7 in.   4002 mm
Overall width	68.9 in.   1750 mm	68.9 in.   1750 mm	72.4 in.   1840 mm	76.4 in.   1940 mm
Wheelbase	78.7 in.   2000 mm	78.7 in.   2000 mm	84.6 in.   2150 mm	86.1 in.   2188 mm
Height to top of ROPS	104.7 in.   2660 mm	-	-	-
Height to top of cabin	-	99.2 in.   2520 mm	100.2 in.   2545 mm	103.3 in.   2624 mm
Min. ground clearance	18.1 in.   460 mm	18.1 in.   460 mm	17.1 in.   435 mm	18.3 in.   465 mm
Min. turn radius with brakes	(L) 121.9 in.   3098 mm / (R) 125.3 in.   3184 mm	(L) 121.9 in.   3098 mm / (R) 125.3 in.   3184 mm	141.3 in.   3590 mm	145.7 in.   3700 mm
Min. turn radius without brakes	(L) 139.7 in.   3550 mm / (R) 141.9 in.   3606 mm	(L) 139.7 in.   3550 mm / (R) 141.9 in.   3606 mm	162.2 in.   4120 mm	162.8 in.   4135 mm
Weight with ROPS	4506.2 lb   2044 kg	-	-	-
Weight with cab	-	4951.5 lb   2246 kg	5555 lb   2520 kg	6052 lb   2745 kg
<b>STANDARD TIRES</b>				
R1 Agricultural - Front	9.5-20	9.5-20	FSTR 9.5 R20 TL	FSTR 280/85R24 TL (11R24)
R1 Agricultural - Rear	14.9-28	14.9-28	FSTR 380/85R28 TL (14.9R28)	FSTR 420/85R30 TL (16.9R30)

<b>MODEL</b>	<b>T4058P</b>	<b>T4058PC</b>	<b>T654</b>	<b>T754</b>
R4 Industrial - Front	10.5/80-18	10.5/80-18	Trac Chief 10.5/80-18 NHS TL 10PR	Trac Chief 15-19.5 NHS TL 6PR
R4 Industrial - Rear	16.9-24	16.9-24	Xtra Grip 18.4-24 NHS TL 8PR	Xtra Grip 18.4-24 NHS TL 8PR
Golf Tires - Front	29x12.5-15	29x12.5-15		
Golf Tires - Rear	44x18.00-20	44x18.00-20		



# Designed for your world

TYM creates tractors that bring together alluring form, advanced function and accessible value. Through Korean expertise in design, engineering and manufacturing, the company helps owners overcome every obstacle as they shape the world around them.

Headquartered in Korea with distribution across North America, Europe, and Asia, and assembly operations in the USA, TYM has been empowering customers for over 70 years.

[www.tym.world](http://www.tym.world)