

F36C


Compact, Series 3

34.7 hp




A compact tractor that doesn't compromise on performance

The T3035 (F36C) strikes a perfect balance between agility and strength, making it an ideal partner for jobs of all sizes. Its compact design offers the versatility you need, while its power empowers you to tackle even the toughest tasks on and off the field



1. New iconic hood



3. Ergonomic lever



5. High-capacity fuel tank




2. Comfortable suspension seat



4. Highly responsive forward & reverse HST (T3035 (F36CHN))



6. Front-end loader joystick lever



Eco-friendly TYM 4-cylinder Stage V engine

Equipped with a naturally aspirated engine designed and manufactured by TYM, the tractor is designed to be eco-friendly and fuel-efficient without compromising on performance.




LED work light (optional)

Full front and rear LED work lights facilitate safer operations, particularly in low visibility conditions such as rainy or dusty work environments, or during nighttime tasks.



Tilt steering wheel

The tilt steering wheel allows operators to adjust the position of the steering wheel for a more comfortable driving experience.




Enhanced attachment controls for efficiency

Equipped with a range of controls and two sets of rear remote valves to increase productivity and work speed. Control implement lowering speed and depth with the implement lowering speed dial and draft control levers.



Cruise control (HST)

The cruise control function allows you to set and maintain engine RPM, regardless of the tractor's load conditions.



Water-separating fuel filter

The water-separating fuel filter prevents foreign substances from entering the fuel, ensuring better engine starting performance and preventing damage to the machine.

Technical specifications

ENGINE

Engine Manufacturer	TYM T1700N6
Type	Natural aspiration
Gross engine power	34.7 hp 26 kW
PTO power	29.3 hp 22 kW
Rated engine speed	2600 rpm
No. of cylinders	3
Displacement	1715 cc 104.7 cu. in.
Air cleaner	Dry element
Alternator	12V, 50A
Fuel system	Water-cooled diesel

POWERTRAIN

Transmission type	F36CN: Synchro-shuttle F36CHN: HST
No. of speeds	F36C: F12 x R12 F36CHN: 3-Range
Max. traveling speed	F36C: 26.8 km/h 16.7 mph F36CHN: 27.2 km/h 16.9 mph
Brakes	Wet, Multi disc
Steering	Hydrostatic
Clutch	Dry single plate N/A

CAPACITIES

Fuel tank	30 L 7.9 gal
Coolant	5 L 5.3 qt
Crankcase	4.5 L 4.7 qt
Transmission/Hydraulics system	F36CN: 34 L 9 gal F36CHN: 37 L 9.8 gal
Front axle	6.4 L 6.8 qt

PTO

PTO type	Independent
PTO control	Electric/Hydro
PTO rear	540/540E rpm

HYDRAULIC SYSTEM

Pump type	Gear pump
Implement flow	29.3 L/min 7.7 gpm
Steering flow	15.8 L/min 4.2 gpm
Total flow	45.1 L/min 11.9 gpm
Category, 3-point hitch	I
Hitch lift capacity	1500 kg 3306 lb
Hitch lift capacity at 24 inches behind link ends	757 kg 1669 lb
Lift control type	Position/Draft
No. of standard remote valves	4/4

DIMENSIONS & WEIGHTS

Overall length with 3-point hitch	3380 mm 133.1 in.
Overall width	1477 mm 58.15 in.
Wheelbase	1670 mm 65.7 in.
Height to top of Cabin	2255 mm 88.78 in.
Height to top of ROPS	-
Min. ground clearance	443.5 mm 17.46 in.
Min. turn radius with brakes	2550 mm 100.4 in.
Min. turn radius without brakes	2920 mm 115 in.
Weight with cab	F36CN: 1570 kg 3461.2 lb F36CHN: 1550 kg 3417.2 lb
Weight with ROPS	-

STANDARD TIRES

R1 Agricultural - Front	7-16, 6PR
R1 Agricultural - Rear	11.2-24, 8PR
R3 Turf - Front	27x8.5-15
R3 Turf - Rear	41x14.00-20
R4 Industrial - Front	1: 215/70R16 2: 240/70R16 3: 200/70R16
R4 Industrial - Rear	1: 11.2-24, 8PR 2: 320/70R24 3: 300/80R24

Upgrades for the Series 3 F36C

Complement the capabilities of your TYM tractor with compatible accessories and options.

ACCESSORIES



OPTIONS

Tire	R4 Industrial Tires	F 25x8.5 - 14 6PR	R 380/70-19.5 6PR
Tire	R1 Agricultural Tires	F 7 - 16 6PR	R 11.2-24 8PR
Tire	R3 Turf Tires	F 27x8.5 - 15 6PR	R 41x14.00 4PR



Designed for your world

TYM creates tractors that bring together alluring form, advanced function and accessible value. Through Korean expertise in design, engineering and manufacturing, the company helps owners overcome every obstacle as they shape the world around them.

Headquartered in Korea with distribution across North America, Europe, and Asia, and assembly operations in the USA, TYM has been empowering customers for over 70 years.

www.tym.world