


# T4058N

Compact, Series 4  
58 PS



# A compact tractor that delivers impressive function and incredible value

With a 1,400 mm narrow overall width, standard narrow tires, and a tight turning radius, it tracks accurately between rows to help reduce damage to ridges and crops.



1. Hand clutch gear shift lever



3. Electronic lift control



2. Operating controls



4. 6-port rear external hydraulic valve



5. Hook-type hydraulic top link




6. Standard narrow tires (F: 8-18, R: 9.5-32)



### 4-cylinder high-output TYM diesel engine

Equipped with an eco-friendly engine, the T4058N is one of the most versatile tractors in its horsepower class, delivering ample performance with its 58 hp engine output.



### Purpose-built for field work

With a 1,400 mm inner tire width, it helps minimize crop damage during entry and harvesting.




### Premium cabin with full LED working light

Premium cabin introduces an LED bar-type front worklight and back side, ideal for low-light tasks and extended operational hours and enhance the productivity. Also offers spaciousness and an unobstructed view, allowing for comfortable work regardless of the weather conditions.



### Comfort seat

The swiveling comfort seat makes it easier to check rear-mounted implements and provides a comfortable ride even during long hours of work. (It rotates up to 15° to the left and 30° to the right, helping reduce neck and shoulder fatigue.)



### Creeper gear

It supports precise low-speed driving for field tasks such as bed shaping, plastic mulching, and harvesting.



### Leveling control

By applying a proportional control valve and gyro sensor, it automatically detects and corrects vehicle tilt. This enables stable operation even on slopes, helping maintain more uniform crop growth and improve productivity.



### Plowing depth control

It automatically adjusts the implement by sensing working depth and load, helping maintain a consistent tillage depth.



### Telematics (Standard)

Through the MYTYM remote diagnostics service, you can check the tractor's location, condition, and operating status in real time from anywhere in the country. It also lets you conveniently manage safety and vehicle care, navigation, and work logs from your mobile device.

# Technical specifications

## ENGINE

Engine Manufacturer	TYM T2300T2-KTC_5
Type	Turbocharger
Gross engine power	58 PS   42.5 kW
PTO power	48 PS   33 kW
Rated engine speed	2600 rpm
No. of cylinders	4
Displacement	2287 cc   139.5 cu. in.
Air cleaner	Dry element
Alternator	12V, 70A
Fuel system	IDI

## POWERTRAIN

Transmission type	Power shuttle
No. of speeds	F24 × R24
Max. traveling speed	32.8 km/h   20.38 mph
Brakes	Wet disc
Steering	Hydrostatic
Clutch	Wet disc

## CAPACITIES

Fuel tank	58 L   15.3 gal
Coolant	5.9 L   6.2 qt
Crankcase	4.5 L   4.8 qt
Transmission/Hydraulics system	44 L   11.6 gal
Front axle	7 L   7.4 qt

## PTO

PTO type	Independent
PTO control	Electric/Hydro
PTO rear	540/750/1000 rpm

## HYDRAULIC SYSTEM

Pump type	Gear pump
Implement flow	35.7 L/min   9.4 gpm
Steering flow	16.1 L/min   4.3 gpm
Total flow	51.7 L/min   13.7 gpm
Category, 3-point hitch	Cat 2
Hitch lift capacity	1582 kg   3486.8 lb
Hitch lift capacity at 24 inches behind link ends	1838.9 kg   834.1 lb
Lift control type	Position/Draft
No. of standard remote valves	6

## DIMENSIONS & WEIGHTS

Overall length with 3-point hitch	3595 mm   141.5 in.
Overall width	1800 mm   74.8 in.
Wheelbase	2005 mm   79 in.
Height to top of ROPS	-
Height to top of Cabin	2487 mm   98 in.
Min. ground clearance	380 mm   15 in.
Min. turn radius with brakes	2900 mm   114.2 in.
Min. turn radius without brakes	3450 mm   135.8 in.
Weight with ROPS	-
Weight with cab	2168 kg   4179.6 lb
Track width	F: 1640 mm   64.6 in. R: 1620 mm   63.8 in.

## STANDARD TIRES

Agricultural - Front	8-18
Agricultural - Rear	9.5-32

# Upgrades for the Series 4 T4058N

Complement the capabilities of your TYM tractor with compatible accessories and options.

## ACCESSORIES

Front counterweights





# Designed for your world

TYM creates tractors that bring together alluring form, advanced function and accessible value. Through Korean expertise in design, engineering and manufacturing, the company helps owners overcome every obstacle as they shape the world around them.

Headquartered in Korea with distribution across North America, Europe, and Asia, and assembly operations in the USA, TYM has been empowering customers for over 70 years.

[www.tym.world](http://www.tym.world)